

Student Name: _____

ID#: _____

Advisor Name: _____

Anticipated Graduation Date: _____

BIOLOGY HONOURS CHECKLIST ECOLOGY EMPHASIS (134 s.h.) 2023-24 Academic Calendar

THIS CHECKLIST IS INTENDED TO ASSIST STUDENTS AND ADVISORS IN ENSURING THAT ALL REQUIREMENTS ARE MET. IT IS THE RESPONSIBILITY OF THE **STUDENT** TO ENSURE THAT ALL REQUIREMENTS FOR THE GRANTING OF A DEGREE HAVE BEEN MET.

1. Inquiry: Ways of Knowing - Core Requirements (37 s.h.*)

*University Core Requirements are modified for students who transfer in with 57 s.h. or more of initial transfer credit. See Academic Calendar for details (twu.ca/calendar).

✓	COURSE	S.H.	NOTES	✓	COURSE	S.H.	NOTES
	FOUNDATIONAL INQUIRIES (25 sem. hrs.)			<input type="checkbox"/>	Academic Writing Requirement ²		
	<i>Academic Research & Writing</i>				WAYS OF KNOWING (12 sem. hrs.)		
<input type="checkbox"/>	ENGL _____	3	Choose 2 courses (6 sem. hrs.) from ENGL 101, 102, 103, 104.	In addition to the courses on the left, students must take an additional 18 sem. hrs., selecting 3 sem. hrs. from each of the following six categories. *At least 9 sem. hrs. must be from outside of the student's major.			
<input type="checkbox"/>	ENGL _____	3					
	<i>Foundations</i>				<i>Aesthetic & Performance Inquiry</i>		
<input type="checkbox"/>	FNDN 101	1	Compulsory during the first semester of the first year. ¹	<input type="checkbox"/>	_____	3	Choose 3 sem. hrs. from the Aesthetic & Performance Inquiry category below.
<input type="checkbox"/>	FNDN 102	3	Normally taken before year 3.		<i>Cultural & Linguistic Inquiry</i>		
<input type="checkbox"/>	FNDN 201	3		<input type="checkbox"/>	_____	3	Choose 3 sem. hrs. from the Cultural & Linguistic Inquiry category below.
	<i>Logical & Ethical Reasoning</i>				<i>Experiential & Embodied Inquiry</i>		
<input type="checkbox"/>	PHIL _____	3	Choose one of PHIL 100, 103, 105, 106, 109, or 210.	**	**	**	Satisfied by Program Requirements.
	<i>Religious & Spiritual Thought</i>				<i>Historical & Archival Inquiry</i>		
<input type="checkbox"/>	RELS 110	3	Compulsory during the first semester of the first year.	<input type="checkbox"/>	_____	3	Choose 3 sem. hrs. from the Historical & Archival Inquiry category below.
<input type="checkbox"/>	RELS 111	3			<i>Quantitative & Computational Inquiry</i>		
<input type="checkbox"/>	RELS 112	3		**	**	**	Satisfied by Program Requirements.
	<i>Scientific Method & Lab Research</i>				<i>Social & Global Inquiry</i>		
**	**	**	Satisfied by Program Requirements.	<input type="checkbox"/>	_____	3	Choose 3 sem. hrs. from the Social & Global Inquiry category below.

¹FNDN 101 is compulsory during the first semester of the first year for all new students unless they have a minimum 24 sem. hrs. initial transfer credit.

²**Academic Writing Requirement:** students must take WRTG 100 (native English speakers) or WRTG 101 (non-native English speakers) in their first semester at TWU, unless exempt at the time of admission to the University. WRTG course credit may be included toward a degree program as elective credit.

Aesthetic & Performance Inquiry

Choose 3 semester hours from: ART 181, 182, 250; ENGL 207, 208, 310; HKIN 342; MCOM 211, 221, 231, 369; MUSI 110; PHIL 370; SAMC 111, 370; THTR 130, 161; any Music Ensembles; any Music Lessons.

Cultural & Linguistic Inquiry

Choose 3 semester hours from: ANTH 210, 395; EDUC 496; ENGL 334, 340, 482; GREE 235; HEBR 245; HIST 237; IDIS 201; POLS 237; RELS 235, 245; SOCI 395; any World Languages & Cultures course (CHIN, FREN, JAPA, RUSS, SPAN).

Historical & Archival Inquiry

Choose 3 semester hours from: ART 237, 238; ECON 306; GENV 312; HIST 107, 108, 135, 306, 339, 391; MUSI 131, 132; NURS 230; PHIL 203, 314, 421; POLS 391; PSYC 408; RELS 320, 351, 352, 475; SAMC 112; SOCI 391; THTR 331, 332.

Social & Global Inquiry

Choose 3 semester hours from: ANTH 101, 302; BUSI 311; ECON 311, 354; EDUC 345, 365; ENGL 348; GENV 111, 212, 322, 354; LING 101, 210, 302; MCOM 111, 171, 251, 313, 315, 317, 372, 491; NURS 227; PHIL 208, 220, 310, 320; POLS 101, 211, 310, 312, 320, 493; PSYC 399; RELS 271, 272, 285, 381, 384, 386, 476; SOCI 101; THTR 348.

2. Required Biology Courses (36-38 s.h.)

✓	COURSE	S.H.	NOTES	✓	COURSE	S.H.	NOTES
<input type="checkbox"/>	BIOL 113 ^{a,c}	4	Or (BIOL 103, 104 and 105) ^a Or (BIOL 103 and 114) ^b	<input type="checkbox"/>	BIOL 371	3	
<input type="checkbox"/>	BIOL 114 ^{a,c}	4		<input type="checkbox"/>	BIOL 372	3	
<input type="checkbox"/>	BIOL 223	3		<input type="checkbox"/>	BIOL 384	3	
<input type="checkbox"/>	BIOL 281	3		<input type="checkbox"/>	BIOL 386	3	
<input type="checkbox"/>	BIOL _____	3	Choose from BIOL 212/ 312, 214/314, 315, 316, or 318.	<input type="checkbox"/>	BIOL 409	1	
<input type="checkbox"/>	BIOL _____	3	Choose from BIOL 308, 360, or 345.	<input type="checkbox"/>	BIOL 410	2	
<input type="checkbox"/>	BIOL _____	3	Choose from BIOL 333 or 334.				

^a Minimum grade of C required to progress to BIOL 223

^b Minimum grade of B in BIOL 103 required to progress to BIOL 114

^c Includes a 1 semester hour lab as a co-requisite. BIOL198 is the co-requisite for BIOL113; BIOL199 is the co-requisite for BIOL114

3. Required Ecology Courses (18 s.h.)

✓	COURSE	S.H.	NOTES
<input type="checkbox"/>	BIOL _____	3	Choose 6 courses from BIOL 308, 312, 314, 316, 318, 360, 362, 364, or 484; OR approved courses from Au Sable.
<input type="checkbox"/>	BIOL _____	3	
<input type="checkbox"/>	BIOL _____	3	
<input type="checkbox"/>	BIOL _____	3	
<input type="checkbox"/>	BIOL _____	3	
<input type="checkbox"/>	BIOL _____	3	

4. Ancillary Requirements (27-29 s.h.)

✓	COURSE	S.H.	NOTES	✓	COURSE	S.H.	NOTES
<input type="checkbox"/>	CHEM 111	4	Or CHEM 103*	<input type="checkbox"/>	MATH _____	3	Choose from MATH 102 or 124.
<input type="checkbox"/>	CHEM 112	4	Or CHEM 104*	<input type="checkbox"/>	NATS 481	3	
<input type="checkbox"/>	CHEM 221	3		<input type="checkbox"/>	PHYS 111	3	
<input type="checkbox"/>	CHEM 222	3		<input type="checkbox"/>	PHYS 112	3	
<input type="checkbox"/>	MATH 123	3					

*Includes a 1 semester hour lab as a co-requisite. CHEM 198 is the co-requisite for CHEM 103 & 111, CHEM 199 the co-requisite for CHEM 104 & 112.

5. Elective Courses (12-16 s.h.**)

STUDENTS ARE ENCOURAGED, BUT NOT REQUIRED, TO TAKE ELECTIVE CLASSES THAT CONTRIBUTE TO A CONCENTRATION OR A MINOR. IF YOU CHOOSE TO TAKE A CONCENTRATION OR A MINOR, PLEASE ATTACH THE APPROPRIATE CONCENTRATION/MINOR CHECKLIST AVAILABLE AT twu.ca/advising







✓	SUBJECT	COURSE#	S.H.	NOTES	✓	SUBJECT	COURSE#	S.H.	NOTES
<input type="checkbox"/>					<input type="checkbox"/>				
<input type="checkbox"/>					<input type="checkbox"/>				
<input type="checkbox"/>					<input type="checkbox"/>				
<input type="checkbox"/>					<input type="checkbox"/>				
<input type="checkbox"/>					<input type="checkbox"/>				
<input type="checkbox"/>					<input type="checkbox"/>				

**Suggested Electives include CHEM 370; MATH 102, 310; and Au Sable offerings.

➤ **NOTE:** A total of 134 s.h. of credit, including a minimum of 54 s.h. (36 s.h. in the major) of upper-level credit is required for graduation. A minimum overall (cumulative) GPA of 2.70 is required for graduation, and a GPA of 3.0 in Biology.

➤ **NOTE:** In order to be eligible for graduation you must complete an Application for Graduation via the Student Portal and submit a completed checklist to the Office of the Registrar by April 30th of the year prior to your completion (there is no fee to apply for graduation). Once your complete application has been received, a degree audit will be completed for you. This audit will confirm which courses are still outstanding in order for you to complete your degree.

YEAR 1			YEAR 2			YEAR 3			YEAR 4		
✓	s.h.	Fall	✓	s.h.	Fall	✓	s.h.	Fall	✓	s.h.	Fall
	1	FNDN 101		3	FNDN 201		3	BIOL 371		3	BIOL ²
	3	RELS 110		3	Core ¹		3	BIOL 384		3	BIOL ³
	3	ENGL 103		3	BIOL 223		3	BIOL ²		3	BIOL ³
	4	BIOL 113			CHEM 221		1	BIOL 409		3	NATS 481
	4	CHEM 111			MATH 123		3	PHYS 111		3	Elective
							3	Elective			
Semester Total: 15			Semester Total: 15			Semester Total: 16			Semester Total: 15		
YEAR 1			YEAR 2			YEAR 3			YEAR 4		
✓	s.h.	Spring	✓	s.h.	Spring	✓	s.h.	Spring	✓	s.h.	Spring
	3	FNDN 102		3	Core ¹		3	Core ¹		3	Core ¹
	3	RELS 111		3	Core ¹		3	Core ¹		3	Core ¹
	3	ENGL 104		3	BIOL 281		3	BIOL 372		3	BIOL ³
	4	BIOL 114		3	CHEM 222		3	BIOL 386		2	BIOL 410
	4	CHEM 112		3	STAT 203		3	PHYS 112		3	Elective
							6	Summer: BIOL ⁴		6	Summer: BIOL ⁴
Semester Total: 17			Semester Total: 15			Semester Total: 15 / 6			Semester Total: 14 / 6		

COURSE LEGEND	
	Core Courses
1. Core electives should be chosen as follows: ONE Logical & Ethical Reasoning ONE Aesthetic and Performance Inquiry ONE Cultural & Linguistic Inquiry ONE Historical & Archival Inquiry ONE Social & Global Inquiry	
	Major Courses
2. Choose any BIOL course at the 200+ level. 3. Choose a 300- or 400-level BIOL course 4. Summer courses: choose from BIOL 308, 312, 314, 316, 318, 360, 362, 364, or 484; or approved courses from Au Sable.	
	Major + Core Courses
	Ancillary Courses
	Ancillary + Core Courses
	Electives

Summer Sessions are encouraged to reduce semester load and/or repeat courses.

This is an example of what a 4-year degree plan might look like. It is not the official program checklist. In the case of any discrepancy between this program plan and the checklist, the checklist shall prevail. It is the student's responsibility to ensure they complete all program requirements as laid out in the approved checklist.