

Student Name: _____ ID#: _____

Advisor Name: _____ Anticipated Graduation Date: _____

BACHELOR OF HUMAN KINETICS SPORT MANAGEMENT CHECKLIST (122 s.h.) 2023-24 Academic Calendar

THIS CHECKLIST IS INTENDED TO ASSIST STUDENTS AND ADVISORS IN ENSURING THAT ALL MINOR REQUIREMENTS ARE MET. IT IS THE RESPONSIBILITY OF THE **STUDENT** TO ENSURE THAT ALL REQUIREMENTS FOR THE GRANTING OF A DEGREE HAVE BEEN MET.

1. Inquiry: Ways of Knowing - Core Requirements (43 s.h.*)

*University Core Requirements are modified for students who transfer in with 57 s.h. or more of initial transfer credit. See Academic Calendar for details (twu.ca/calendar).

✓	COURSE	S.H.	NOTES	✓	COURSE	S.H.	NOTES
	FOUNDATIONAL INQUIRIES (28 sem. hrs.)			<input type="checkbox"/>	Academic Writing Requirement ²		
	<i>Academic Research & Writing</i>				WAYS OF KNOWING (15 sem. hrs.)		
<input type="checkbox"/>	ENGL _____	3	Choose 2 courses (6 sem. hrs.) from ENGL 101, 102, 103, 104.	In addition to the courses on the left, students must take an additional 18 sem. hrs., selecting 3 sem. hrs. from each of the following six categories. <i>*At least 9 sem. hrs. must be from outside of the student's major.</i>			
<input type="checkbox"/>	ENGL _____	3					
	<i>Foundations</i>				<i>Aesthetic & Performance Inquiry</i>		
<input type="checkbox"/>	FNDN 101	1	Compulsory during the first semester of the first year. ¹	<input type="checkbox"/>	_____	3	Choose 3 sem. hrs. from the Aesthetic & Performance Inquiry category below.
<input type="checkbox"/>	FNDN 102	3	Normally taken before year 3.		<i>Cultural & Linguistic Inquiry</i>		
<input type="checkbox"/>	FNDN 201	3		<input type="checkbox"/>	_____	3	Choose 3 sem. hrs. from the Cultural & Linguistic Inquiry category below.
	<i>Logical & Ethical Reasoning</i>				<i>Experiential & Embodied Inquiry</i>		
<input type="checkbox"/>	PHIL _____	3	Choose one of PHIL 100, 103, 105, 106, 109, or 210.	**	**	**	Satisfied by Program Requirements.
	<i>Religious & Spiritual Thought</i>				<i>Historical & Archival Inquiry</i>		
<input type="checkbox"/>	RELS 110	3	Compulsory during the first semester of the first year.	<input type="checkbox"/>	_____	3	Choose 3 sem. hrs. from the Historical & Archival Inquiry category below.
<input type="checkbox"/>	RELS 111	3			<i>Quantitative & Computational Inquiry</i>		
<input type="checkbox"/>	RELS 112	3		<input type="checkbox"/>	_____	3	Choose 3 sem. hrs. from the Quantitative & Computational Inquiry category below.
	<i>Scientific Method & Lab Research</i>				<i>Social & Global Inquiry</i>		
<input type="checkbox"/>	_____	3	Choose one of BIOL 103, 104, 113/198, 114/199, 216, 241, 262; CHEM 101, 103/198, 111/198; GENV 109, 121, 262; GEOL 109; PHYS 111.	<input type="checkbox"/>	_____	3	Choose 3 sem. hrs. from the Social & Global Inquiry category below.

¹FNDN 101 is compulsory during the first semester of the first year for all new students unless they have a minimum 24 sem. hrs. initial transfer credit.

²**Academic Writing Requirement:** students must take WRTG 100 (native English speakers) or WRTG 101 (non-native English speakers) in their first semester at TWU, unless exempt at the time of admission to the University. WRTG course credit may be included toward a degree program as elective credit.

Aesthetic & Performance Inquiry

Choose 3 semester hours from: ART 181, 182, 250; ENGL 207, 208, 310; HKIN 342; MCOM 211, 221, 231, 369; MUSI 110; PHIL 370; SAMC 111, 370; THTR 130, 161; any Music Ensembles; any Music Lessons.

Cultural & Linguistic Inquiry

Choose 3 semester hours from: ANTH 210, 395; EDUC 496; ENGL 334, 340, 482; GREE 235; HEBR 245; HIST 237; IDIS 201; POLS 237; RELS 235, 245; SOCI 395; any World Languages & Cultures course (CHIN, FREN, JAPA, RUSS, SPAN).

Historical & Archival Inquiry

Choose 3 semester hours from: ART 237, 238; ECON 306; GENV 312; HIST 107, 108, 135, 306, 339, 391; MUSI 131, 132; NURS 230; PHIL 203, 314, 421; POLS 391; PSYC 408; RELS 320, 351, 352, 475; SAMC 112; SOCI 391; THTR 331, 332.

Quantitative & Computational Inquiry

Choose 3 semester hours from: BUSI 176, 275; CHEM 104, 112; CMPT 140; DATA 100; ECON 176, 275; GENV 282, 382, 383; MATH 102, 108, 123, 150, 190, 191; PHYS 112; PSYC 207; SOCI 207; SOCS 305, 383.

Social & Global Inquiry

Choose 3 semester hours from: ANTH 101, 302; BUSI 311; ECON 311, 354; EDUC 345, 365; ENGL 348; GENV 111, 212, 322, 354; LING 101, 210, 302; MCOM 111, 171, 251, 313, 315, 317, 372, 491; NURS 227; PHIL 208, 220, 310, 320; POLS 101, 211, 310, 312, 320, 493; PSYC 399; RELS 271, 272, 285, 381, 384, 386, 476; SOCI 101; THTR 348.

2. Required Human Kinetics Courses (42 s.h.)

✓	COURSE	S.H.	NOTES	✓	COURSE	S.H.	NOTES
<input type="checkbox"/>	HKIN 191	3		<input type="checkbox"/>	HKIN ____	____	Choose HKIN activity elective courses to total of 4 s.h.
<input type="checkbox"/>	HKIN 195	3		<input type="checkbox"/>	HKIN ____	____	
<input type="checkbox"/>	HKIN 277	3		<input type="checkbox"/>	HKIN ____	____	
<input type="checkbox"/>	HKIN 292	3		<input type="checkbox"/>	HKIN ____	____	
<input type="checkbox"/>	HKIN 298	3		<input type="checkbox"/>	HKIN ____	____	Field Placement (5 s.h.) Choose 1 and 2 s.h. courses from: HKIN 355, 455, 456 457, 458, 459, 460.
<input type="checkbox"/>	HKIN 320	3		<input type="checkbox"/>	HKIN ____	____	
<input type="checkbox"/>	HKIN 325	3		<input type="checkbox"/>	HKIN ____	____	
<input type="checkbox"/>	HKIN 351	3		<input type="checkbox"/>	HKIN ____	____	
<input type="checkbox"/>	HKIN 372	3		<input type="checkbox"/>	HKIN ____	____	Choose any upper level HKIN Theory course.
<input type="checkbox"/>	HKIN ____	____	Choose any upper level HKIN Theory course.	<input type="checkbox"/>	HKIN ____	3	

3. Business Requirements (18 s.h.)*

*Note: a minimum C grade is required in each business course. Please ensure all prerequisite requirements have been met.

✓	COURSE	S.H.	NOTES	✓	COURSE	S.H.	NOTES
<input type="checkbox"/>	BUSI 111	3		<input type="checkbox"/>	BUSI 245	3	
<input type="checkbox"/>	BUSI 121	3		<input type="checkbox"/>	BUSI 280	3	
<input type="checkbox"/>	BUSI 231	3		<input type="checkbox"/>	BUSI ____	3	Choose from BUSI 334, 335, 352, 435, 437.

4. Ancillary Requirements (6 s.h.)

✓	COURSE	S.H.	NOTES	✓	COURSE	S.H.	NOTES
<input type="checkbox"/>	BIOL 241	3		<input type="checkbox"/>	BIOL 242	3	







5. Elective Courses (13 s.h.)

STUDENTS ARE ENCOURAGED, BUT NOT REQUIRED, TO TAKE ELECTIVE CLASSES THAT CONTRIBUTE TO A CONCENTRATION OR A MINOR. IF YOU CHOOSE TO TAKE A CONCENTRATION OR A MINOR, PLEASE ATTACH THE APPROPRIATE CONCENTRATION/MINOR CHECKLIST AVAILABLE AT: twu.ca/advising

✓	SUBJECT	COURSE#	S.H.	NOTES	✓	SUBJECT	COURSE#	S.H.	NOTES
<input type="checkbox"/>					<input type="checkbox"/>				
<input type="checkbox"/>					<input type="checkbox"/>				
<input type="checkbox"/>					<input type="checkbox"/>				
<input type="checkbox"/>					<input type="checkbox"/>				
<input type="checkbox"/>					<input type="checkbox"/>				
<input type="checkbox"/>					<input type="checkbox"/>				

- **NOTE:** A minimum of a C grade is required in all Business and Business prerequisite courses.
- **NOTE:** A total of 122 s.h. of credit, including a minimum of 42 s.h. (24 s.h. in the major) of upper-level credit is required for graduation. A minimum overall (cumulative) GPA of 2.00 is required for graduation.
- **NOTE:** In order to be eligible for graduation you must complete an Application for Graduation via the Student Portal and submit a completed checklist to the Office of the Registrar by April 30 of the year prior to your completion (there is no fee to apply for graduation). Once your complete application has been received, a degree audit will be completed for you. This audit will confirm which courses are still outstanding in order for you to complete your degree.

YEAR 1			YEAR 2			YEAR 3			YEAR 4		
✓	s.h.	Fall	✓	s.h.	Fall	✓	s.h.	Fall	✓	s.h.	Fall
	1	FNDN 101		3	BIOL 241		3	Core ⁴		3	Core ⁴
	3	RELS 110		3	HKIN 292		3	Core ⁴		3	Core ⁴
	3	ENGL ¹		3	HKIN 298 ²		3	Core ^{3,4}		3	Theory ⁵
	3	HKIN 195		3	BUSI 231 ²		3	HKIN 325		3	BUSI ⁶
	3	BUSI 111 ²		3	BUSI 245 ¹		3	HKIN 351 ²		1 - 2	Field ⁷
	3	ECON 201 ³		1	HKIN		1	HKIN			
Semester Total: 16			Semester Total: 16			Semester Total: 16 - 17			Semester Total: 13 - 14		
YEAR 1			YEAR 2			YEAR 3			YEAR 4		
✓	s.h.	Spring	✓	s.h.	Spring	✓	s.h.	Spring	✓	s.h.	Spring
	3	FNDN 102		3	FNDN 201		3	Core ⁴		3	Core ⁴
	3	RELS 111		3	RELS 112		3	Core ^{3,4}		3	HKIN 320
	3	ENGL ²		3	BUSI 280 ²		3	HKIN 372		3	Theory ⁵
	1	HKIN		3	BIOL 242		3	Elective		3	BUSI ³
	3	HKIN 191 ²		3	HKIN 277 ²		1 - 2	Field ⁷		3	HKIN 459 or 460
	3	BUSI 121 ²		1	HKIN						
Semester Total: 16			Semester Total: 16			Semester Total: 16 - 17			Semester Total: 15		

COURSE LEGEND	
	Core Courses
1. Choose from: ENGL 101, 102, 103, 104. 3. OR elective 4. Core electives should be chosen as follows: ONE Scientific Method & Lab Research ONE Aesthetic and Performance Inquiry ONE Cultural & Linguistic Inquiry ONE Historical & Archival Inquiry ONE Quantitative & Computational Inquiry ONE Social & Global Inquiry	
	Major Courses
2. This course is offered in both the fall and spring semesters. 3. OR elective 5. HKIN Theory: choose from 300- or 400-level. 6. Choose from BUSI 335 or 352 OR an elective	
	Major + Core Courses
7. HKIN Field Placement (355, 455, 456, 457, or 458 — note 1 or 2 credit options)	
	Ancillary Courses
	Ancillary + Core Courses
	Electives
<i>Summer Sessions are encouraged to reduce semester load and/or repeat courses.</i>	

This is an example of what a 4-year degree plan might look like. It is not the official program checklist. In the case of any discrepancy between this program plan and the checklist, the checklist shall prevail. It is the student's responsibility to ensure they complete all program requirements as laid out in the approved checklist.

YEAR 1			YEAR 2			YEAR 3			YEAR 4			YEAR 5		
✓	s.h.	Fall	✓	s.h.	Fall	✓	s.h.	Fall	✓	s.h.	Fall	✓	s.h.	Fall
	1	FNDN 101		3	BIOL 241		3	RELS 112		3	Core ⁴		3	BUSI ⁵
	3	RELS 110		3	HKIN 292		3	Core ⁴		3	Core ⁴		3	Elective
	3	ENGL ¹		3	HKIN 298 ²		3	BUSI 231 ²		3	HKIN 325		3	Elective
	3	HKIN 195		3	ECON 201 ⁷ or elective		3	BUSI 245 ²		3	HKIN 351 ²		3	Theory ⁸
	3	BUSI 111 ²		1	HKIN ³		1	HKIN ³					1 - 2	Field ⁶
Semester Total: 13			Semester Total: 13			Semester Total: 13			Semester Total: 12			Semester Total: 13 - 14		
YEAR 1			YEAR 2			YEAR 3			YEAR 4			YEAR 5		
✓	s.h.	Spring	✓	s.h.	Spring	✓	s.h.	Spring	✓	s.h.	Spring	✓	s.h.	Spring
	3	FNDN 102		3	FNDN 201		3	Core ⁴		3	Core ⁴		3	Elective
	3	RELS 111		3	ENGL ¹		3	Core ⁴		3	Core ^{4,5}		3	Theory ⁸
	3	HKIN 191 ²		3	BIOL 242		3	Core ⁴		3	HKIN 320		3	BUSI ⁵
	3	BUSI 121 ²		3	HKIN 277 ²		3	BUSI 280 ²		3	HKIN 372		3	HKIN 459
	1	HKIN ³		1	HKIN ³					1 - 2	Field ⁶			
Semester Total: 13			Semester Total: 13			Semester Total: 12			Semester Total: 13 - 14			Semester Total: 12		

COURSE LEGEND

Core Courses

- Choose from: ENGL 101, 102, 103, 104.
- Core electives should be chosen as follows:
 - ONE Logical & Ethical Reasoning
 - ONE Scientific Method & Lab Research
 - ONE Aesthetic and Performance Inquiry
 - ONE Cultural & Linguistic Inquiry
 - ONE Historical & Archival Inquiry
 - ONE Quantitative & Computational Inquiry
 - ONE Social & Global Inquiry
- OR elective

Major Courses

- This course is offered in both the fall and spring semesters.
- HKIN Field Placement. Choose from: HKIN 355, 455, 456, 457, or 458 – note 1 or 2 credit options.
- ECON 201 is a pre-rec for BUSI 335 (one of the Business course options)

Major + Core Courses

Ancillary Courses

Ancillary + Core Courses

Electives

- Choose an HKIN activity course.
 - OR elective
 - Choose an HKIN theory elective that is 300- or 400-level
- Summer Sessions are encouraged to reduce semester load and/or repeat courses.*

This is an example of what a 5-year degree plan might look like. It is not the official program checklist. In the case of any discrepancy between this program plan and the checklist, the checklist shall prevail. It is the student's responsibility to ensure they complete all program requirements as laid out in the approved checklist.

