

Student Name: _____ ID # _____

Advisor Name: _____ Anticipated Graduation Date: _____

MATHEMATICS MAJOR CHECKLIST (122 s.h.)

2025-26 Academic Calendar

1. Inquiry: Ways of Knowing – Core Requirements (43 s.h.*)

**University Core Requirements are modified for students who transfer in with 57 s.h. or more of initial transfer credit. See [Academic Calendar](#) for details.*

✓	COURSE	S.H.	NOTES	✓	COURSE	S.H.	NOTES
FOUNDATIONAL INQUIRIES (28 sem. hrs.)				Academic Writing Requirement ¹			
Academic Research & Writing				WAYS OF KNOWING (15 sem. hrs.)			
	ENGL _____	3	Choose two of ENGL 101, 102, 103, 104.	In addition to the courses on the left, students must take an additional 15 sem. hrs. from each of the following categories, <i>9 s.h. of which must be from outside of the student's major.</i>			
	ENGL _____	3					
Foundations				Aesthetic & Performance Inquiry			
	FNDN 101	1	Compulsory during the first semester of the first year for all new students unless they have a minimum 24 sem. hrs. initial transfer credit.			3	Choose 3 sem. hrs. from the Aesthetic & Performance Inquiry category on page two.
	FNDN 102	3	Normally taken before year three.	Cultural & Linguistic Inquiry			
	FNDN 201	3				3	Choose 3 sem. hrs. from the Cultural & Linguistic Inquiry category on page two.
Logical & Ethical Reasoning				Experiential & Embodied Inquiry			
	PHIL _____	3	Choose one of PHIL 100, 103, 105, 106, 109, or 210.			3	Choose 3 sem. hrs. from the Experiential & Embodied Inquiry category on page two.
Religious & Spiritual Thought				Historical & Archival Inquiry			
	RELS _____	3	Choose RELS 110 or 160. Recommended in 1st semester of the 1st year.			3	Choose 3 sem. hrs. from the Historical & Archival Inquiry category on page two.
	RELS 111	3		Quantitative & Computational Inquiry			
	RELS 112	3			**	**	Satisfied by MATH 123.
Scientific Method & Lab Research				Social & Global Inquiry			
		3	Choose one of BIOL 103, 104, 113/198, 114/199, 216, 241, 262; CHEM 101, 103/198, 111/198; GENV 109, 121, 262; GEOL 109; PHYS 111.			3	Choose 3 sem. hrs. from the Social & Global Inquiry category on page two.

¹**Academic Writing Requirement:** students must take WRTG 100 (native English speakers) or WRTG 101 (non-native English speakers) in their first semester at TWU, unless exempt at the time of admission to the University. WRTG course credit may be included toward a degree program as elective credit.

NOTES:

- A total of 122 s.h. of credit, including a minimum of 42 s.h. (24 s.h. in the major) of upper-level credit is required to complete this degree. Students must have a minimum overall (cumulative) GPA of 2.0 to graduate.
- You must complete an [Application for Graduation](#) via the Student Portal and [submit a copy of your filled in program checklist\(s\)](#) (i.e. this document) to the Office of the Registrar by April 30 of the year prior to your completion. For more information on the graduation process, please visit twu.ca/graduation.

This program is offered under TWU's exempt status with the Degree Quality Assessment Board.

THIS CHECKLIST IS INTENDED TO ASSIST STUDENTS AND ADVISORS IN ENSURING THAT ALL REQUIREMENTS ARE MET. IT IS THE RESPONSIBILITY OF THE **STUDENT** TO MEET ALL REQUIREMENTS.

March 2025

Ways of Knowing: Categories

Aesthetic & Performance Inquiry	ART 181, 182, 230, 250, 280; ENGL 207, 208, 310; HKIN 342; MCOM 211, 221, 231, 369; MUSI 110; PHIL 370; SAMC 111, 370; THTR 130, 161; any Music Ensembles; any Music (MUSA) Private Lessons.
Cultural & Linguistic Inquiry	ANTH 210, 395; EDUC 496; ENGL 334, 340, 482; GREE 235; HEBR 245; HIST 237; IDIS 201; POLS 237; RELS 235, 245; SOCI 395; any World Languages & Cultures course (CHIN, FREN, JAPA, RUSS, SPAN).
Experiential & Embodied Inquiry	ART 305, 306, 307; BIOL 316, 318, 362, 364, 409, 410; BIOT 200, 300, 400, 409, 410; BUSI 395, 396, 49x; CHEM 409, 410; CMPT 409, 410; EDUC 302, 303, 402, 403; GENV 131, 316, 318, 372, 373, 374, 375, 409, 410; HIST 310, 315, 316; HKIN 201, 202, 216, 235, 266, 336, 355, 455, 456, 457, 458, 459, 460; LING 398, 399; MATH 409, 410; MCOM 281, 391, 392, 393; NURS 213; POLS 395, 396; PSYC 322, 497, 498; SOCI 320, 411, 420; THTR 101, 102, 151, 152, 153, 154, 175, 210, 301, 302, 351, 352, 353, 354; any 1 sem. hr. HKIN Activity course; any Travel Study; any CCCU Global Ed course; any Au Sable course.
Historical & Archival Inquiry	ART 237, 238; ECON 306; GENV 312; HIST 107, 108, 135, 306, 339, 391; MUSI 131, 132; NURS 230; PHIL 203, 314, 421; POLS 391; PSYC 408; RELS 320, 351, 352, 475; SAMC 112; SOCI 391; THTR 331, 332.
Social & Global Inquiry	ANTH 101, 302; BUSI 311; ECON 311, 354; EDUC 345, 365; ENGL 348; GENV 111, 212, 322, 354; HKIN 325; LING 101, 210, 302; MCOM 111, 171, 251, 313, 315, 317, 372, 491; NURS 227; PHIL 208, 220, 310, 320; POLS 101, 211, 310, 312, 320, 493; PSYC 399; RELS 271, 272, 285, 381, 384, 386, 476; SOCI 101; THTR 348.

2. Required Mathematics Courses (42+ s.h.)

Minimum 24 s.h. must be upper-level. The only 100-level MATH courses permitted are 123, 124, and 150.

✓	COURSE	S.H.	NOTES	✓	COURSE	S.H.	NOTES
	MATH 123	3			MATH _____	___	Choose from MATH 313 or 323.
	MATH 124	3			MATH _____	___	
	MATH 150	3			MATH _____	___	
	MATH 223	3			MATH _____	___	
	MATH 250	3			MATH _____	___	
	STAT 203	3			MATH _____	___	
	MATH _____	___	Choose from MATH 311 or 321.		MATH _____	___	

3. Ancillary Requirements (9 s.h.)







✓	COURSE	S.H.	NOTES	✓	COURSE	S.H.	NOTES
	CMPT 140	3			NATS 484	3	
	CMPT 166	3					

4. Elective Courses (28 s.h.)

Students are encouraged, but not required, to take elective classes that contribute to a concentration or a minor. If you choose to take a concentration or a minor, please attach the appropriate concentration/minor checklist available at twu.ca/advising.

✓	COURSE	S.H.	NOTES	✓	COURSE	S.H.	NOTES

YEAR 1			YEAR 2			YEAR 3			YEAR 4		
✓	s.h.	Fall	✓	s.h.	Fall	✓	s.h.	Fall	✓	s.h.	Fall
	1	FNDN 101		3	FNDN 201		3	RELS 112		3	Core ²
	3	RELS 110 or 160		3	Core ²		3	Core ²		3	MATH ⁴
	3	ENGL ¹		3	PHIL ³		3	MATH ⁴		3	MATH ⁴
	3	MATH 123		3	MATH 223		3	NATS 484		3	Elective
	3	MATH 150		3	MATH 250		3	Elective		3	Elective
	3	CMPT 140									
Semester Total: 16			Semester Total: 15			Semester Total: 15			Semester Total: 15		
YEAR 1			YEAR 2			YEAR 3			YEAR 4		
✓	s.h.	Spring	✓	s.h.	Spring	✓	s.h.	Spring	✓	s.h.	Spring
	3	FNDN 102		3	RELS 111		3	Core ²		3	MATH ⁴
	3	ENGL ¹		3	Core ²		3	Core ²		3	Elective
	3	MATH 124		3 - 4	MATH 311 or 321		3 - 4	MATH 313 or 323		3	Elective
	3	STAT 203		3	MATH ⁴		3	MATH ⁴		3	Elective
	3	CMPT 166		3	Elective		3	Elective		3	Elective
										1	Elective
Semester Total: 15			Semester Total: 15 - 16			Semester Total: 15 - 16			Semester Total: 16		

COURSE LEGEND	
	Core Courses
1. Choose from: ENGL 101, 102, 103, 104	
2. Core electives should be chosen as follows:	
ONE Scientific Method & Lab Research	
ONE Cultural & Linguistic Inquiry	
ONE Aesthetic & Performance Inquiry	
ONE Experiential & Embodied Inquiry	
ONE Historical & Archival Inquiry	
ONE Social & Global Inquiry	
3. Choose from: PHIL 100, 103, 105, 106, 109, or 210.	
	Major Courses
4. MATH electives can be chosen from: MATH 310, 320, 330, 333, 340, 370, 381, 390, 420, 450.	
	Major + Core Courses
	Ancillary Courses
	Ancillary + Core Courses
	Electives
<i>Summer Sessions are encouraged to reduce semester load and/or repeat courses.</i>	

This is an example of what a 4-year degree plan might look like. It is not the official program checklist. In the case of any discrepancy between this program plan and the checklist, the checklist shall prevail. It is the student's responsibility to ensure they complete all program requirements as laid out in the approved checklist.

