

Student Name: \_\_\_\_\_ ID # \_\_\_\_\_

Advisor Name: \_\_\_\_\_ Anticipated Graduation Date: \_\_\_\_\_

## PSYCHOLOGY HONOURS with HUMAN SERVICES CERTIFICATE CHECKLIST (134 s.h.) 2025-26 Academic Calendar

### 1. Inquiry: Ways of Knowing – Core Requirements (37 s.h.\*)

*\*University Core Requirements are modified for students who transfer in with 57 s.h. or more of initial transfer credit. See [Academic Calendar](#) for details.*

✓	COURSE	S.H.	NOTES	✓	COURSE	S.H.	NOTES
FOUNDATIONAL INQUIRIES (28 sem. hrs.)				Academic Writing Requirement <sup>1</sup>			
Academic Research & Writing				WAYS OF KNOWING (9 sem. hrs.)			
	ENGL _____	3	Choose two of ENGL 101, 102, 103, 104.	In addition to the courses on the left, students must take an additional 9 sem. hrs. from each of the following categories, <i>all of which must be from outside of the student's major (PSYC &amp; SOCI)</i> .			
	ENGL _____	3					
Foundations				Aesthetic & Performance Inquiry			
	FNDN 101	1	Compulsory during the first semester of the first year for all new students unless they have a minimum 24 sem. hrs. initial transfer credit.			3	Choose 3 sem. hrs. from the Aesthetic & Performance Inquiry category below.
	FNDN 102	3	Normally taken before year three.	Cultural & Linguistic Inquiry			
	FNDN 201	3				3	Choose 3 sem. hrs. from the Cultural & Linguistic Inquiry category below.
Logical & Ethical Reasoning				Experiential & Embodied Inquiry			
	PHIL _____	3	Choose one of PHIL 100, 103, 105, 106, 109, or 210.		**	**	Satisfied by SOCI 320.
Religious & Spiritual Thought				Historical & Archival Inquiry			
	RELS _____	3	Choose RELS 110 or 160. Recommended in 1st semester of the 1st year.			3	Choose 3 sem. hrs. from the Historical & Archival Inquiry category below.
	RELS 111	3		Quantitative & Computational Inquiry			
	RELS 112	3			**	**	Satisfied by PSYC 207.
Scientific Method & Lab Research				Social & Global Inquiry			
		3	Choose one of BIOL 103, 104, 113/198, 114/199, 216, 241, 262; CHEM 101, 103/198, 111/198; GENV 109, 121, 262; GEOL 109; PHYS 111.		**	**	Satisfied by SOCI 101.

<sup>1</sup>**Academic Writing Requirement:** students must take WRTG 100 (native English speakers) or WRTG 101 (non-native English speakers) in their first semester at TWU, unless exempt at the time of admission to the University. WRTG course credit may be included toward a degree program as elective credit.

### Ways of Knowing: Categories

<b>Aesthetic &amp; Performance Inquiry</b>	ART 181, 182, 230, 250, 280; ENGL 207, 208, 310; HKIN 342; MCOM 211, 221, 231, 369; MUSI 110; PHIL 370; SAMC 111, 370; THTR 130, 161; any Music Ensembles; any Music (MUSA) Private Lessons.
<b>Cultural &amp; Linguistic Inquiry</b>	ANTH 210, 395; EDUC 496; ENGL 334, 340, 482; GREE 235; HEBR 245; HIST 237; IDIS 201; POLS 237; RELS 235, 245; SOCI 395; any World Languages & Cultures course (CHIN, FREN, JAPA, RUSS, SPAN).
<b>Historical &amp; Archival Inquiry</b>	ART 237, 238; ECON 306; GENV 312; HIST 107, 108, 135, 306, 339, 391; MUSI 131, 132; NURS 230; PHIL 203, 314, 421; POLS 391; PSYC 408; RELS 320, 351, 352, 475; SAMC 112; SOCI 391; THTR 331, 332.

THIS CHECKLIST IS INTENDED TO ASSIST STUDENTS AND ADVISORS IN ENSURING THAT ALL REQUIREMENTS ARE MET. IT IS THE RESPONSIBILITY OF THE **STUDENT** TO MEET ALL REQUIREMENTS.

## 2. Required Psychology Courses (42 s.h.)

✓	COURSE	S.H.	NOTES	✓	COURSE	S.H.	NOTES
	PSYC 105	3			PSYC 254	3	
	PSYC 106	3			PSYC 301	3	
	PSYC 201	3			PSYC 305	3	
	PSYC 204	3			PSYC 322	3	
	PSYC 207	3			PSYC 408	3	
	PSYC 215	3			PSYC 497	3	
	PSYC 226	3			PSYC 498	3	

## 3. Elective Psychology Courses (18 s.h.\*)

\*All courses must be 300- or 400-level

✓	COURSE	S.H.	NOTES	✓	COURSE	S.H.	NOTES
	PSYC _____	3			PSYC _____	3	
	PSYC _____	3			PSYC _____	3	
	PSYC _____	3			PSYC _____	3	

May be chosen from: PSYC 309, 310, 315, 320, 322, 326, 331, 335, 339, 340, 342, 345, 354, 356, 360, 382, 384, 385, 390, 412, 415, 416, 420, 431, 440, 471, 497, 498.

## 4. Human Services Certificate (30 s.h.)

✓	COURSE	S.H.	NOTES	✓	COURSE	S.H.	NOTES
	SOCI 101	3			SOCI 420	3	
	SOCI 201	3			SOCI _____	3	
	SOCI 320	3			SOCI _____	3	
	SOCI 400	3			SOCI _____	3	
	SOCI 411	3			SOCI _____	3	

## 5. Elective Courses (7 s.h.)

Students are encouraged, but not required, to take elective classes that contribute to a concentration or a minor. If you choose to take a concentration or a minor, please attach the appropriate concentration/minor checklist available at [twu.ca/advising](http://twu.ca/advising).







✓	COURSE	S.H.	NOTES	✓	COURSE	S.H.	NOTES

### NOTES:

- A total of 134 s.h. of credit, including a minimum of 54 s.h. of upper-level credit (36 s.h. in the major) is required to complete this degree. Students must have a minimum overall (cumulative) GPA of 3.0, a minimum GPA of 3.0 in Psychology, and a minimum GPA of 2.0 in each of PSYC 105, 106, and 201 to graduate.
- You must complete an [Application for Graduation](#) via the Student Portal and [submit a copy of your filled in program checklist\(s\)](#) (i.e. this document) to the Office of the Registrar by April 30 of the year prior to your completion. For more information on the graduation process, please visit [twu.ca/graduation](http://twu.ca/graduation).

*This program is offered under TWU's exempt status with the Degree Quality Assessment Board.*

YEAR 1			YEAR 2			YEAR 3			YEAR 4		
✓	s.h.	Fall	✓	s.h.	Fall	✓	s.h.	Fall	✓	s.h.	Fall
	1	FNDN 101		3	FNDN 201		3	PHIL <sup>6</sup>		3	Core <sup>1</sup>
	3	RELS 110 or 160		3	Core <sup>1</sup>		3	SOCI <sup>3</sup>		3	PSYC <sup>5</sup>
	3	ENGL 101 or 103		3	SOCI 201		3	SOCI 320		3	PSYC <sup>5</sup>
	3	Core <sup>1</sup>		3	PSYC 201 or 207		3	PSYC 322 <sup>4</sup>		3	PSYC <sup>5</sup>
	3	SOCI 101		3	PSYC 215		3	PSYC <sup>5</sup>		3	PSYC 497
	3	PSYC 105 <sup>2</sup>		3	PSYC 226		3	PSYC 301		1	Elective
Semester Total: 16			Semester Total: 18			Semester Total: 18			Semester Total: 16		
YEAR 1			YEAR 2			YEAR 3			YEAR 4		
✓	s.h.	Spring	✓	s.h.	Spring	✓	s.h.	Spring	✓	s.h.	Spring
	3	FNDN 102		3	RELS 111 or 112		3	SOCI 411		3	SOCI 400
	3	RELS 111 or 112		3	Core <sup>1</sup>		3	SOCI <sup>3</sup>		3	SOCI 420
	3	ENGL 102 or 104		3	SOCI <sup>3</sup>		3	SOCI <sup>3</sup>		3	PSYC 408
	3	PSYC 106 <sup>2</sup>		3	PSYC 201 or 207		3	PSYC <sup>5</sup>		3	PSYC 498
	3	Elective		3	PSYC 204		3	PSYC <sup>5</sup>		3	Elective
				3	PSYC 254		3	PSYC 305			
Semester Total: 15			Semester Total: 18			Semester Total: 18			Semester Total: 15		

COURSE LEGEND	
	<b>Core Courses</b>
1. Core electives should be chosen as follows: ONE Scientific Method & Lab Research ONE Aesthetic & Performance Inquiry ONE Cultural & Linguistic Inquiry ONE Historical & Archival Inquiry	
6. Choose from: PHIL 100, 103, 105, 106, 109, 210	
	<b>Major Courses</b>
2. PSYC 105 & 106 can be taken in any order.	
4. PSYC 322 is offered bi-annually; plan accordingly to take as pre-requisite for 497 and 498	
5. Choose six of: PSYC 301, 305, 309, 310, 315, 320, 322, 331, 335, 339, 340, 342, 356, 360, 382, 384, 390, 399, 412, 415, 416, 420, 431, 440, 470, 471, 497, 498	
	<b>Major + Core Courses</b>
	<b>Ancillary Courses</b>
3. Choose a total of four courses from any SOCI offering.	
	<b>Ancillary + Core Courses</b>
	<b>Electives</b>
<i>Summer Sessions are encouraged to reduce semester load and/or retake courses.</i>	

*This is an example of what a 4-year degree plan might look like. It is not the official program checklist. In the case of any discrepancy between this program plan and the checklist, the checklist shall prevail. It is the student's responsibility to ensure they complete all program requirements as laid out in the approved checklist.*