

Student Name: _____ ID # _____

Advisor Name: _____ Anticipated Graduation Date: _____

PSYCHOLOGY HONOURS CHECKLIST (134 s.h.)

2025-26 Academic Calendar

1. Inquiry: Ways of Knowing – Core Requirements (37 s.h.*)

**University Core Requirements are modified for students who transfer in with 57 s.h. or more of initial transfer credit. See [Academic Calendar](#) for details.*

✓	COURSE	S.H.	NOTES	✓	COURSE	S.H.	NOTES
FOUNDATIONAL INQUIRIES (28 sem. hrs.)				Academic Writing Requirement ¹			
Academic Research & Writing				WAYS OF KNOWING (9 sem. hrs.)			
	ENGL _____	3	Choose two of ENGL 101, 102, 103, 104.	In addition to the courses on the left, students must take an additional 9 sem. hrs. from each of the following categories, <i>all of which must be from outside of the student's major.</i>			
	ENGL _____	3					
Foundations				Aesthetic & Performance Inquiry			
	FNDN 101	1	Compulsory during the first semester of the first year for all new students unless they have a minimum 24 sem. hrs. initial transfer credit.			3	Choose 3 sem. hrs. from the Aesthetic & Performance Inquiry category below.
	FNDN 102	3	Normally taken before year three.	Cultural & Linguistic Inquiry			
	FNDN 201	3				3	Choose 3 sem. hrs. from the Cultural & Linguistic Inquiry category below.
Logical & Ethical Reasoning				Experiential & Embodied Inquiry			
	PHIL _____	3	Choose one of PHIL 100, 103, 105, 106, 109, or 210.		**	**	Satisfied by PSYC 322.
Religious & Spiritual Thought				Historical & Archival Inquiry			
	RELS _____	3	Choose RELS 110 or 160. Recommended in 1st semester of the 1st year.		**	**	Satisfied by PSYC 408.
	RELS 111	3		Quantitative & Computational Inquiry			
	RELS 112	3			**	**	Satisfied by PSYC 207.
Scientific Method & Lab Research				Social & Global Inquiry			
		3	Choose one of BIOL 103, 104, 113/198, 114/199, 216, 241, 262; CHEM 101, 103/198, 111/198; GENV 109, 121, 262; GEOL 109; PHYS 111.			3	Choose 3 sem. hrs. from the Social & Global Inquiry category below.

¹**Academic Writing Requirement:** students must take WRTG 100 (native English speakers) or WRTG 101 (non-native English speakers) in their first semester at TWU, unless exempt at the time of admission to the University. WRTG course credit may be included toward a degree program as elective credit.

Ways of Knowing: Categories

Aesthetic & Performance Inquiry	ART 181, 182, 230, 250, 280; ENGL 207, 208, 310; HKIN 342; MCOM 211, 221, 231, 369; MUSI 110; PHIL 370; SAMC 111, 370; THTR 130, 161; any Music Ensembles; any Music (MUSA) Private Lessons.
Cultural & Linguistic Inquiry	ANTH 210, 395; EDUC 496; ENGL 334, 340, 482; GREE 235; HEBR 245; HIST 237; IDIS 201; POLS 237; RELS 235, 245; SOCI 395; any World Languages & Cultures course (CHIN, FREN, JAPA, RUSS, SPAN).
Social & Global Inquiry	ANTH 101, 302; BUSI 311; ECON 311, 354; EDUC 345, 365; ENGL 348; GENV 111, 212, 322, 354; HKIN 325; LING 101, 210, 302; MCOM 111, 171, 251, 313, 315, 317, 372, 491; NURS 227; PHIL 208, 220, 310, 320; POLS 101, 211, 310, 312, 320, 493; PSYC 399; RELS 271, 272, 285, 381, 384, 386, 476; SOCI 101; THTR 348.

THIS CHECKLIST IS INTENDED TO ASSIST STUDENTS AND ADVISORS IN ENSURING THAT ALL REQUIREMENTS ARE MET. IT IS THE RESPONSIBILITY OF THE **STUDENT** TO MEET ALL REQUIREMENTS.

2. Required Psychology Courses (42 s.h.)

✓	COURSE	S.H.	NOTES	✓	COURSE	S.H.	NOTES
	PSYC 105	3			PSYC 254	3	
	PSYC 106	3			PSYC 301	3	
	PSYC 201	3			PSYC 305	3	
	PSYC 204	3			PSYC 322	3	
	PSYC 207	3			PSYC 408	3	
	PSYC 215	3			PSYC 497	3	
	PSYC 226	3			PSYC 498	3	

3. Elective Psychology Courses (18 s.h.*)

*All courses must be 300- or 400-level

✓	COURSE	S.H.	NOTES	✓	COURSE	S.H.	NOTES
	PSYC _____	3			PSYC _____	3	
	PSYC _____	3			PSYC _____	3	
	PSYC _____	3			PSYC _____	3	

May be chosen from: PSYC 309, 310, 315, 320, 326, 331, 335, 339, 340, 342, 345, 354, 356, 360, 382, 384, 385, 390, 399, 412, 415, 416, 420, 431, 440, 471.

4. Ancillary Social Science Requirements (12 s.h.)

12 s.h. chosen from Anthropology, Communications, Economics, Geography*, History, Modern Languages, Political Studies, or Sociology.

*Geography electives may NOT include GEOG 121, 131, or 320.

✓	COURSE	S.H.	NOTES	✓	COURSE	S.H.	NOTES
		3				3	
		3				3	

5. Elective Courses (25 s.h.)

Students are encouraged, but not required, to take elective classes that contribute to a concentration or a minor. If you choose to take a concentration or a minor, please attach the appropriate concentration/minor checklist available at twu.ca/advising.







✓	COURSE	S.H.	NOTES	✓	COURSE	S.H.	NOTES

NOTES:

- A total of 134 s.h. of credit, including a minimum of 54 s.h. of upper-level credit (36 s.h. in the major) is required to complete this degree. Students must have a minimum overall (cumulative) GPA of 3.0, a minimum GPA of 3.0 in Psychology, and a minimum GPA of 2.0 in each of PSYC 105, 106, and 201 to graduate.
- You must complete an [Application for Graduation](#) via the Student Portal and [submit a copy of your filled in program checklist\(s\)](#) (i.e. this document) to the Office of the Registrar by April 30 of the year prior to your completion. For more information on the graduation process, please visit twu.ca/graduation.

This program is offered under TWU's exempt status with the Degree Quality Assessment Board.

YEAR 1			YEAR 2			YEAR 3			YEAR 4		
✓	s.h.	Fall	✓	s.h.	Fall	✓	s.h.	Fall	✓	s.h.	Fall
	1	FNDN 101		3	FNDN 201		3	PHIL		3	Core ¹
	3	RELS 110 or 160		3	Core ¹		3	Core ¹		3	PSYC ³
	3	ENGL 101 or 103		3	Elective ⁶		3	PSYC ³		3	PSYC ³
	3	Core ¹		3	PSYC 201 or 207		3	PSYC 322 ⁴		3	PSYC 497
	3	Elective ⁶		3	PSYC 215		3	PSYC 305		3	Elective
	3	PSYC 105 ²		3	PSYC 226		3	Elective		1	Elective
Semester Total: 16			Semester Total: 18			Semester Total: 18			Semester Total: 16		
YEAR 1			YEAR 2			YEAR 3			YEAR 4		
✓	s.h.	Spring	✓	s.h.	Spring	✓	s.h.	Spring	✓	s.h.	Spring
	3	FNDN 102		3	RELS 111 or 112		3	Elective ⁶		3	PSYC ³
	3	RELS 111 or 112		3	PSYC 201 or 207		3	PSYC 301		3	PSYC 408 ⁵
	3	ENGL 102 or 104		3	PSYC 204		3	PSYC ³		3	PSYC 498
	3	Elective ⁶		3	PSYC 254		3	PSYC ³		3	Elective
	3	PSYC 106 ²		3	Elective		3	Elective		3	Elective
				3	Elective		3	Elective			
Semester Total: 15			Semester Total: 18			Semester Total: 18			Semester Total: 15		

COURSE LEGEND	
	Core Courses
1. Core electives should be chosen as follows (four courses total): ONE Scientific Method & Lab Research ONE Aesthetic & Performance Inquiry ONE Cultural & Linguistic Inquiry ONE Social & Global Inquiry	
	Major Courses
2. PSYC 105 & 106 can be taken in any order. 3. Choose a total of 18 s.h. from: PSYC 309, 310, 315, 320, 331, 335, 339, 340, 342, 345, 356, 360, 382, 384, 390, 399, 412, 415, 416, 420, 431, 440, 471. 4. PSYC 322 is offered bi-annually; plan accordingly to take as pre-requisite for 497 and 498. 5. PSYC 408 is offered annually, alternating between fall and spring semesters.	
	Major + Core Courses
	Ancillary Courses
6. Choose a total of 12 s.h. from Anthropology, Communications, Economics, Geography, History, Modern Languages, Political Studies, or Sociology. SOCI 101 in Year 1 is recommended.	
	Ancillary + Core Courses
	Electives
Students are encouraged to pursue a minor of their choosing. <i>Summer Sessions are encouraged, to reduce semester load and/or retake courses.</i>	

This is an example of what a 4-year degree plan might look like. It is not the official program checklist. In the case of any discrepancy between this program plan and the checklist, the checklist shall prevail. It is the student's responsibility to ensure they complete all program requirements as laid out in the approved checklist.