

Student Name: _____ ID # _____

Advisor Name: _____ Anticipated Graduation Date: _____

SOCIOLOGY MAJOR with HUMAN SERVICES CHECKLIST (122 s.h.) 2025-26 Academic Calendar

1. Inquiry: Ways of Knowing – Core Requirements (37 s.h.*)

**University Core Requirements are modified for students who transfer in with 57 s.h. or more of initial transfer credit. See [Academic Calendar](#) for details.*

✓	COURSE	S.H.	NOTES	✓	COURSE	S.H.	NOTES
FOUNDATIONAL INQUIRIES (28 sem. hrs.)				Academic Writing Requirement ¹			
Academic Research & Writing				WAYS OF KNOWING (9 sem. hrs.)			
	ENGL _____	3	Choose two of ENGL 101, 102, 103, 104.	In addition to the courses on the left, students must take an additional 9 sem. hrs. from each of the following categories, <i>all of which must be from outside of the student's major</i> .			
	ENGL _____	3					
Foundations				Aesthetic & Performance Inquiry			
	FNDN 101	1	Compulsory during the first semester of the first year for all new students unless they have a minimum 24 sem. hrs. initial transfer credit.			3	Choose 3 sem. hrs. from the Aesthetic & Performance Inquiry category below.
	FNDN 102	3	Normally taken before year three.	Cultural & Linguistic Inquiry			
	FNDN 201	3				3	Choose 3 sem. hrs. from the Cultural & Linguistic Inquiry category below.
Logical & Ethical Reasoning				Experiential & Embodied Inquiry			
	PHIL _____	3	Choose one of PHIL 100, 103, 105, 106, 109, or 210.		**	**	Satisfied by SOCI 320.
Religious & Spiritual Thought				Historical & Archival Inquiry			
	RELS _____	3	Choose RELS 110 or 160. Recommended in 1st semester of the 1st year.			3	Choose 3 sem. hrs. from the Historical & Archival Inquiry category below.
	RELS 111	3		Quantitative & Computational Inquiry			
	RELS 112	3			**	**	Satisfied by SOCS 305 or 383.
Scientific Method & Lab Research				Social & Global Inquiry			
		3	Choose one of BIOL 103, 104, 113/198, 114/199, 216, 241, 262; CHEM 101, 103/198, 111/198; GENV 109, 121, 262; GEOL 109; PHYS 111.		**	**	Satisfied by SOCI 101.

¹**Academic Writing Requirement:** students must take WRTG 100 (native English speakers) or WRTG 101 (non-native English speakers) in their first semester at TWU, unless exempt at the time of admission to the University. WRTG course credit may be included toward a degree program as elective credit.

Ways of Knowing: Categories

Aesthetic & Performance Inquiry	ART 181, 182, 230, 250, 280; ENGL 207, 208, 310; HKIN 342; MCOM 211, 221, 231, 369; MUSI 110; PHIL 370; SAMC 111, 370; THTR 130, 161; any Music Ensembles; any Music (MUSA) Private Lessons.
Cultural & Linguistic Inquiry	ANTH 210, 395; EDUC 496; ENGL 334, 340, 482; GREE 235; HEBR 245; HIST 237; IDIS 201; POLS 237; RELS 235, 245; SOCI 395; any World Languages & Cultures course (CHIN, FREN, JAPA, RUSS, SPAN).
Historical & Archival Inquiry	ART 237, 238; ECON 306; GENV 312; HIST 107, 108, 135, 306, 339, 391; MUSI 131, 132; NURS 230; PHIL 203, 314, 421; POLS 391; PSYC 408; RELS 320, 351, 352, 475; SAMC 112; SOCI 391; THTR 331, 332.

2. Required Sociology Courses (21 s.h.)

✓	COURSE	S.H.	NOTES	✓	COURSE	S.H.	NOTES
	SOCI 101	3			SOCI 450	3	
	SOCI 252	3			SOCS 305	3	
	SOCI 335	3			SOCS 383	3	
	SOCI 336	3					

3. Required Human Services Courses (15 s.h.)

✓	COURSE	S.H.	NOTES	✓	COURSE	S.H.	NOTES
	SOCI 201	3			SOCI 411	3	
	SOCI 320	3			SOCI 420	3	
	SOCI 400	3					

4. Sociology Elective Courses (6 s.h.)

✓	COURSE	S.H.	NOTES	✓	COURSE	S.H.	NOTES
	SOCI _____	3			SOCI _____	3	

5. Psychology Courses (24 s.h.) *Minimum 12 s.h. must be upper-level.*

✓	COURSE	S.H.	NOTES	✓	COURSE	S.H.	NOTES
	PSYC 105	3			PSYC _____	3	
	PSYC 106	3			PSYC _____	3	
	PSYC _____	3			PSYC _____	3	
	PSYC _____	3			PSYC _____	3	

6. Elective Courses (19 s.h.)

Students are encouraged, but not required, to take elective classes that contribute to a concentration or a minor. If you choose to take a concentration or a minor, please attach the appropriate concentration/minor checklist available at twu.ca/advising.

✓	COURSE	S.H.	NOTES	✓	COURSE	S.H.	NOTES







NOTES:

- A total of 122 s.h. of credit, including a minimum of 42 s.h. of upper-level credit (24 s.h. in the major) is required to complete this degree. Students must have a minimum overall (cumulative) GPA of 2.0 to graduate.
- You must complete an [Application for Graduation](#) via the Student Portal and [submit a copy of your filled in program checklist\(s\)](#) (i.e. this document) to the Office of the Registrar by April 30 of the year prior to your completion. For more information on the graduation process, please visit twu.ca/graduation.

This program is offered under the written consent of the Minister of Advanced Education effective March 5, 2008, having undergone a quality assessment process and been found to meet the criteria established by the minister. Nevertheless, prospective students are responsible for satisfying themselves that the program and the degree are appropriate to their needs (for example, acceptable to potential employers, professional licensing bodies, or other educational institutions).

THIS CHECKLIST IS INTENDED TO ASSIST STUDENTS AND ADVISORS IN ENSURING THAT ALL REQUIREMENTS ARE MET. IT IS THE RESPONSIBILITY OF THE **STUDENT** TO MEET ALL REQUIREMENTS.

YEAR 1			YEAR 2			YEAR 3			YEAR 4		
✓	s.h.	Fall	✓	s.h.	Fall	✓	s.h.	Fall	✓	s.h.	Fall
	1	FNDN 101		3	RELS 111		3	SOCI 335		3	SOCI ⁴
	3	RELS 110 or 160		3	Core ¹		3	SOCS 305		3	PSYC ³
	3	ENGL 103		3	SOCI 201		3	SOCI 320		3	Elective
	3	Core ¹		3	PSYC ³		3	PSYC ³		3	Elective
	3	PSYC 105		3	Elective		3	PSYC ³		3	Elective
	3	SOCI 101		1	Elective						
Semester Total: 16			Semester Total: 16			Semester Total: 15			Semester Total: 15		
YEAR 1			YEAR 2			YEAR 3			YEAR 4		
✓	s.h.	Spring	✓	s.h.	Spring	✓	s.h.	Spring	✓	s.h.	Spring
	3	FNDN 102		3	FNDN 201		3	SOCI 336		3	SOCI 450
	3	ENGL 104		3	RELS 112		3	Core ¹		3	PSYC ³
	3	PHIL ²		3	Core ¹		3	SOCS 383		3	SOCI 420
	3	PSYC 106		3	PSYC ³		3	SOCI 411		3	SOCI 400
	3	SOCI 252		3	SOCI ⁴		3	Elective		3	Elective
Semester Total: 15			Semester Total: 15			Semester Total: 15			Semester Total: 15		

COURSE LEGEND	
	Core Courses
1. Core electives should be chosen as follows:	
ONE Historical & Archival Inquiry	
ONE Scientific Method & Lab Research	
ONE Aesthetic & Performance Inquiry	
ONE Cultural & Linguistic Inquiry	
2. Choose one of PHIL 100, 103, 105, 106, 109, or 210.	
	Major Courses
3. Choose 18 s.h. of PSYC electives. At least 12 s.h. must be at the 300/400 level.	
4. Choose 6 total s.h. of SOCI electives from any Sociology offering.	
	Major + Core Courses
	Ancillary Courses
	Ancillary + Core Courses
	Electives
<i>Summer Sessions are encouraged to reduce semester load and/or retake courses.</i>	

This is an example of what a 4-year degree plan might look like. It is not the official program checklist. In the case of any discrepancy between this program plan and the checklist, the checklist shall prevail. It is the student's responsibility to ensure they complete all program requirements as laid out in the approved checklist.