

Student Name: _____ ID # _____

Advisor Name: _____ Anticipated Graduation Date: _____

THEOLOGY MINOR/CONCENTRATION CHECKLIST (24/30 s.h.)

2024-25 Academic Calendar

Minor (24 s.h.)							
✓	COURSE	S.H.	NOTES	✓	COURSE	S.H.	NOTES
	RELS 111	3			RELS 373	3	
	RELS 112	3			RELS 374	3	
	RELS 160	3				3	Choose two electives from the Theology Core & Electives list below (below).*
	RELS 369	3				3	
*CPC Courses: TWU students may take one CPC RELS course as an elective. Special permission from the Program Coordinator is required if a student wishes to take more than one CPC elective course.							
Concentration (30 s.h.)							
✓	COURSE	S.H.	NOTES	✓	COURSE	S.H.	NOTES
	RELS 111	3			RELS 374	3	
	RELS 112	3			RELS 395	3	
	RELS 160	3				3	Choose three electives from the Theology Core & Electives list below (below).*
	RELS 369	3				3	
	RELS 373	3				3	
*CPC Courses: TWU students may take one CPC RELS course as an elective. Special permission from the Program Coordinator is required if a student wishes to take more than one CPC elective course.							

Theology Core & Elective Courses include:

RELS 235, 245, 300, 329, 336, 340, 360, 361, 362, 368, 381, 383, 385, 386, 395, 410, 466, 475, 476, 477.

NOTES:

- Students combining a Biblical Studies, ICRS, or THEO minor/concentration with a Biblical Studies, ICRS, or THEO major cannot double-count the same course(s) in the major and the minor/concentration. For example, RELS 111 & 112 are required in every RELS major, minor and concentration. Students must choose whether the semester hours for these courses will be applied to the major or the minor/concentration. If applied to the major, then the same amount of semester hours must be replaced (via courses taken) in the minor/concentration. Thus, every major must complete 42 s.h., every concentration must complete 30 s.h., and every minor must complete 24 s.h.
- A total of 24 s.h., including a minimum of 9 s.h. of upper-level credit, is required to complete a Minor and a total of 30 s.h., including a minimum of 12 s.h. of upper-level credit, is required to complete a Concentration. Students must have a minimum overall (cumulative) GPA of 2.0.
- You must complete an [Application for Graduation](#) via the Student Portal and [submit a copy of your filled in program checklist\(s\)](#) (i.e. this document) to the Office of the Registrar by April 30 of the year prior to your completion. For more information on the graduation process, please visit twu.ca/graduation.

THIS CHECKLIST IS INTENDED TO ASSIST STUDENTS AND ADVISORS IN ENSURING THAT ALL REQUIREMENTS ARE MET. IT IS THE RESPONSIBILITY OF THE **STUDENT** TO MEET ALL REQUIREMENTS.

March 2025

YEAR 1			YEAR 2			YEAR 3			YEAR 4		
✓	s.h.	Fall	✓	s.h.	Fall	✓	s.h.	Fall	✓	s.h.	Fall
	3	RELS 160		3	RELS 112		3	RELS 373		3	RELS ¹
Semester Total: 3			Semester Total: 3			Semester Total: 3			Semester Total: 3		

YEAR 1			YEAR 2			YEAR 3			YEAR 4		
✓	s.h.	Spring	✓	s.h.	Spring	✓	s.h.	Spring	✓	s.h.	Spring
	3	RELS 111		3	RELS 369		3	RELS 374		3	RELS ¹
Semester Total: 3			Semester Total: 3			Semester Total: 3			Semester Total: 3		

COURSE LEGEND

The diagram consists of five vertically stacked squares, each with a distinct color and pattern, representing different course categories:







- Core Courses:** A solid blue square.
- Required Courses:** A solid light gray square.
- Required + Core Courses:** A square with a blue and white checkerboard pattern.
- Ancillary Courses:** A square with a blue and white diagonal line pattern.
- Ancillary + Core Courses:** A square with a blue and white diagonal line pattern.
- Electives:** A square with a blue and white horizontal line pattern.

1. Choose a total of 6 s.h. from: RELS 235, 245, 300, 329, 336, 340, 360, 361, 362, 368, 385, 395, 410, 466, 475, 476, 477.

Summer Sessions are encouraged to reduce semester load and/or repeat courses.

This is an example of what a 4-year degree plan might look like. It is not the official program checklist. In the case of any discrepancy between this program plan and the checklist, the checklist shall prevail. It is the student's responsibility to ensure they complete all program requirements as laid out in the approved checklist.

YEAR 1			YEAR 2			YEAR 3			YEAR 4		
✓	s.h.	Fall	✓	s.h.	Fall	✓	s.h.	Fall	✓	s.h.	Fall
	3	RELS 160		3	RELS 112		3	RELS 373		3	RELS ¹
							3	RELS ¹			
Semester Total: 3			Semester Total: 3			Semester Total: 6			Semester Total: 3		
YEAR 1			YEAR 2			YEAR 3			YEAR 4		
✓	s.h.	Spring	✓	s.h.	Spring	✓	s.h.	Spring	✓	s.h.	Spring
	3	RELS 111		3	RELS 369		3	RELS 374		3	RELS ¹
							3	RELS ¹			
Semester Total: 3			Semester Total: 3			Semester Total: 6			Semester Total: 3		

COURSE LEGEND	
	Core Courses
	Required Courses
	Required + Core Courses
	Ancillary Courses
	Ancillary + Core Courses
	Electives

1. Choose a total of 6 s.h. from: RELS 235, 245, 300, 329, 336, 340, 360, 361, 362, 368, 385, 395, 410, 466, 475, 476, 477.

Summer Sessions are encouraged to reduce semester load and/or repeat courses.

This is an example of what a 4-year degree plan might look like. It is not the official program checklist. In the case of any discrepancy between this program plan and the checklist, the checklist shall prevail. It is the student's responsibility to ensure they complete all program requirements as laid out in the approved checklist.